



CSH-1600

## 16-Port Fast Ethernet Switch

### UNPACKING INFORMATION


Thank you for purchasing this 16-Port 100/10Mbps Fast Ethernet Switch.

Before continuing, please check the contents of the product package.


This product package should contain the following items:

- One (1) 16-Port Fast Ethernet Switch
- One (1) Power Cord
- This User's Guide
- Rack-mount brackets and screws(optional)

**If anything is missing, please contact your place of purchase.**



16-Port Fast Ethernet Switch



Power Cord




Rack-mount brackets and screws(optional)



User's Guide

### Status LEDs

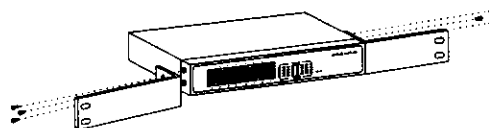
This Switch comes with a complete range of LEDs. The table below lists each LEDs name, color, and a brief description of its function.



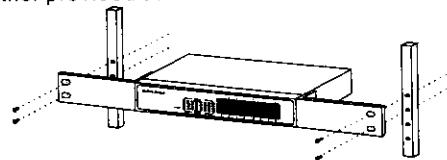
LED	Status	Operation
Power	Steady Green	Power is on
	Off	Power is off
Link/ACT	Steady Green	Port connected
	Blinking Green	The port is transmitting/receiving data
	Off	No connection

### Rackmount Placement

This Switch can be mounted in an EIA standard-sized 19-inch rack. Attach One (1) rackmounting bracket on each side of the Switch's front panel with the provided screws.



Use the other provided screws to secure the Switch to the rack.



\* A "Long-Ear" rackmount kit (description "Rack-02") is available as an option.